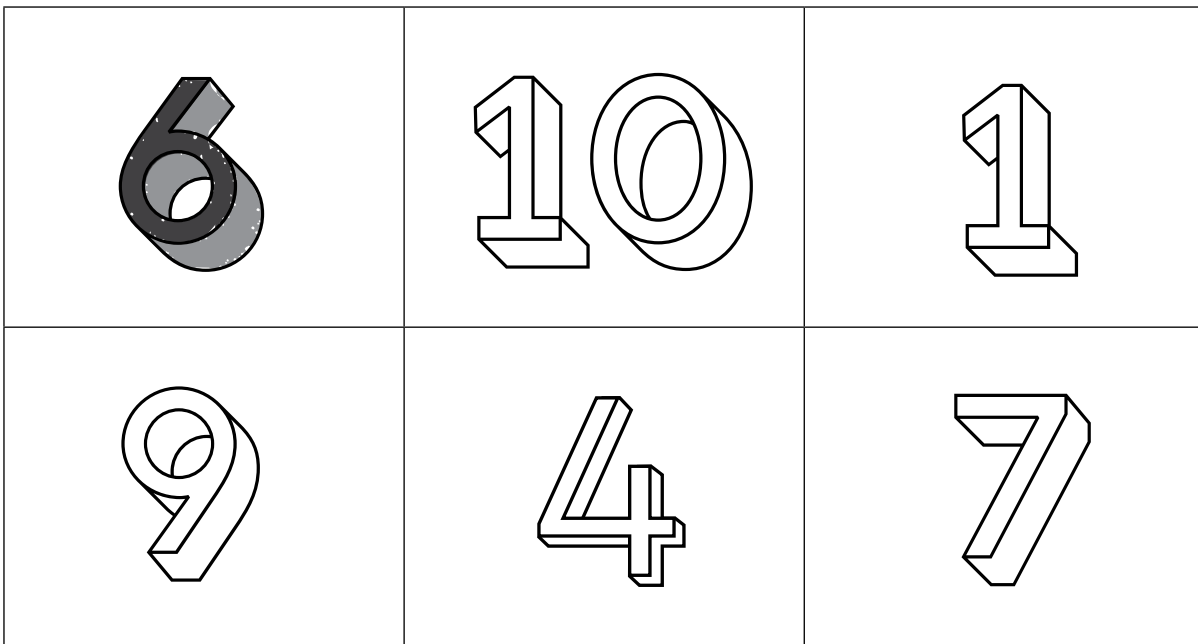


Diagnostic Test
Total score: __ /40
Listening
1 **D:1** Listen and circle.

Score: __ /5

- | | | | | | | | |
|----------|---|----------|---|----------|----|---|---|
| a | 1 | <u>2</u> | 3 | b | 4 | 5 | 6 |
| c | 7 | 8 | 9 | d | 10 | 8 | 6 |
| e | 4 | 2 | 9 | f | 3 | 5 | 7 |



2 **D:2** Listen, find and colour.

Score: __ /5


Diagnostic Test




3 Listen and number.

Score: ___ /10



4 Listen and tick (✓) or cross (✗).

Score: ___ /5



Diagnostic Test

Speaking

5 Point and say. Then point on you.

Score: __ /10



6 What can you see? Say.

Score: __ /10



I can see a horse.

I can see burgers.

Diagnostic Test

Listening

Teaching notes

Activities 1, 2, 3 and 4 test recognition of vocabulary in the following sets: numbers 1–10, colours, the weather and family members.

1 Listen and circle. (Track D:1)

- a Two.
- b Five.
- c Seven.
- d Eight.
- e Nine.
- f Three.

Answers: b 5 c 7 d 8 e 9 f 3

2 Listen, find and colour. (Track D:2)

Number six is black.
Number nine is red.
Number seven is green.
Number ten is yellow.
Number one is blue.
Number four is purple.

Answers: 10 = yellow 1 = blue 9 = red 4 = purple
7 = green

3 Listen and number. (Track D:3)

- 1 It's cloudy.
- 2 It's hot.
- 3 It's sunny.
- 4 It's windy.
- 5 It's cold.
- 6 It's rainy.

Answers: 2 a 3 c 4 f 5 b 6 e

4 Listen and tick (✓) or cross (✗). (Track D:4)

- 1 This is my family. This is my mum.
- 2 This is my sister.
- 3 This is my grandpa.
- 4 This is my dad.
- 5 This is my grandma.
- 6 This is my brother.

Answers: 2 ✗ 3 ✓ 4 ✗ 5 ✗ 6 ✓

Speaking

Teaching notes

Award one point per item for accuracy and one point for ability to communicate clearly.

Activity 5 asks students to produce parts of the body vocabulary.

Point to the girl's hand and say *hand*. Ask students to point to one of their hands. Repeat with another part of the body, then have students point to a part of the body in the picture and themselves and name it. Challenge students to each name five parts of the body.

Activity 6 asks students to produce vocabulary in the following sets: animals, toys, transport, food, clothes, nature, the weather.

I can see a horse. I can see burgers.

Read the example sentences and ask students to repeat them and point to the items in the picture. Challenge students to each say five more things they can see in the picture.

5 Point and say. Then point on you.

Example answers: eyes, ears, mouth, nose, feet, legs, arms, fingers, toes, head, hair.

6 What can you see? Say.

Example answers: I can see ... a cat / a dog / a fish / a teddy / a ball / a bike / a cake / chips / juice / milk / a hat / T-shirts / trees / flowers / rocks / the sun / it's sunny / it's hot.